

# Ladies Only - Pregnancy Problems

**Stopping unwanted pregnancies, and releasing Souls involved in all failed pregnancies to be taken 'into the Light'.**

***John Living, Retired Professional Engineer***

This is an Addendum to 'Tap your Troubles Away' and to 'More Tapping' - which should be studied first so that you have a good understanding of the procedures.

See the Holistic Intuition Society's web page: <http://www.in2it.ca> to download the 'Tap your Troubles Away' and 'More Tapping' .pdf files.

## **Introduction**

'Tap your Troubles Away' explains the basics of Emotional Freedom Techniques (EFT) and 'More Tapping' suggests how we can improve how we communicate with our Heart, our sub-conscious, and the 'Wisdom of our Being' to change the programs that operate in our total Being, and how we have the power to Bless the energies that surround us so that become beneficial to us.

This addendum is based on two major sources (and Emotional Freedom Techniques):

- **Huna** - the ancient Spiritual understandings of the Hawaiian and other Pacific oceanic peoples, where a lady was expected to be able to control her own pregnancies.
- **'A Cry from the Womb'** by Gwen Jones, ([www.angelsoflightandhealing.org](http://www.angelsoflightandhealing.org)) ISBN 978-0-9740-7301-9 - *Case histories of Healing the Baby Souls who become attached to the mother (without her knowledge) even just a few days after conception if they are not born (or die young) and cause health and emotional problems many years later ! A problem not even considered by medical authorities !*

The principle involved is that we work 'Heart of Mother' to 'Heart of Soul' and with the help of the Angelic Beings to take the Soul back into Heaven, so that it is free to find another life in the future.

Failure to do this usually results in the Soul being attached to the mother, which causes her to have many problems in later life, or often to invade the body of a subsequent baby, which can cause dual personality - and gay or lesbian tendencies if the Soul genders differ.

I hope that you find this paper useful to you in your Healing work. The procedures listed are guidelines - amend them as needed !

*Namaste, John*



**John Living,**  
**1-866-369-7464**  
**John@dowers.ca**  
**www.in2it.ca**

### Emotional Freedom Techniques

Gary Craig of 'Emotional Freedom Techniques' [EFT] fame has shown that by tapping on meridian spots on our body we communicate with the underlying intelligence that controls our body - see 'Tap your Troubles Away' on our website for an overview of EFT and how you can use it for the health of yourself, family, and friends.

### Tapping Points and Sequence

A simplified system is to tap the underside of your hand between the little finger and wrist (the 'Karate Chop Point' - KC, while making a 'set-up' statement; then tap the following meridian points while making suggestions to your sub-conscious:

TH - Top of Head - the area where your hair 'swirls' - not shown.

EB - Eyebrow - your skull bone above your nose where your eyebrow ends.

SE - Side of Eye - on the bone at the outside of your eye.

UE - Under Eye - on the facial bone just below the centre of your eye.

UN - Under Nose - at centre, between nose and upper lip.

Ch - Chin - at centre, between lower lip and chin bone.

CB - Collar Bone - at the side of the 'VEE' where a man ties his tie.

UA - Under Arm - about a hands width below your armpit.

Wr - Wrist - on the palm side just above your hand - see below.

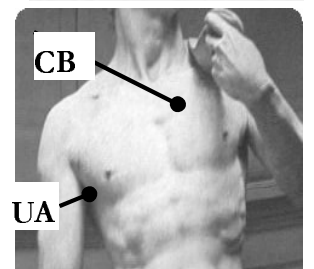
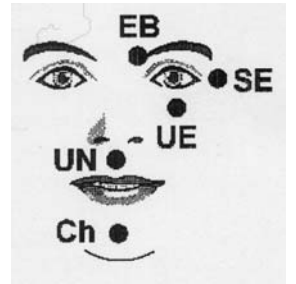
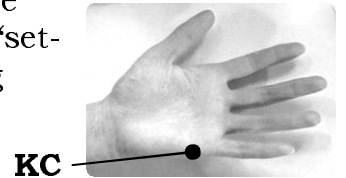
Note that these start at the top and work downwards - so it is easy to remember their order ! You can tap either side of your face/body - or both sides. The tapping should be gentle, and aim for 5 to 7 taps on each spot while making suggestions to your sub-conscious.

At the end [Wr] take a deep breath, and release it while tapping on your wrist (or even better, while tapping both wrists together !) and saying 'Peace Love Harmony'. Intent is to release all that are causing you problems, and to replace them with 'Peace, Love, and Harmony'.

A key aspect in this work is to magnify your feelings and emotions as much as possible while doing this tapping - this helps your sub-conscious to focus on the problems involved. And if thoughts 'pop up' then pay attention to them - and do extra tapping to help them be Healed.

Keep doing the tapping - and have faith that it will help you in the long run. You will find that you can use tapping for many purposes - and have a far better life in the future.

The EFT Training Library has been prepared by Gary Craig <http://www.emofree.com> and the complete set cost us US\$250. We are authorized to give away a limited number of copies, and so have loaded the complete library (22 DVDs) onto a 250GB USB Hard Drive together with a lot of other 'Goodies' - this Hard Drive is now available for US\$125 from the Holistic Intuition Society by special order - email [Sales@in2it.ca](mailto:Sales@in2it.ca)



## Suggested Rounds of Tapping

### PRELIMINARY SETUP: (Once at start of session)

What I have perceived may be the truth of others  
     My beliefs may be based on false perceptions  
         I deeply and completely Love and accept my Total Being  
 I let my Heart be in complete command of my Total Being  
     My ego has a good job - to serve my Heart  
         I deeply and completely Love and accept my Total Being  
 My sub-conscious works with my Heart for improvement  
     The Wisdom of my Being assists my Heart in all ways  
         I deeply and completely Love and accept my Total Being  
 All in and associated with me work together as a good team  
     Operating in peace, harmony, and True Holy Love, Namaste, at all times.  
         I deeply and completely Love and accept my Total Being  
 Everything can change for the best  
     Miracles happen in all 'Nows'.  
         I deeply and completely Love and accept my Total Being

### TAPPING:

TH: I Release false perceptions and incorrect beliefs  
 EB: My Heart commands  
 SE: Ego serves Heart  
 UE: Sub-conscious works with Heart  
 UN: All working together as a good team  
 Ch: Peace, Harmony, Love  
 CB: Change for the Best  
 UA: Miracles happen NOW  
 Wr: Peace, Love, and Harmony to All

### SETUP FOR UNWANTED PREGNANCY

Even though I understand that I may now be pregnant  
     I deeply and completely Love and accept my Total Being.  
 Even though I understand that I may now have conceived  
     I deeply and completely Love the Soul so conceived.  
 Even though I may have conceived and now be pregnant  
     This was not with intent to conceive and be pregnant.  
 This was due to [rape against my will] [failure of birth control] etc  
 (or circumstances have changed: breaking up of relationship, financial, etc)  
Note: You must be completely honest and truthful, else failure !  
 It is my will that this pregnancy be ended now in Love, Peace, and Harmony.  
 I humbly beseech the Soul so conceived to understand that I cannot be its  
     good mother at this time, and ask that it now return to Heaven so  
     that it can have a better life in the future.  
 I humbly beseech the Angelic Beings in charge of Souls to take this Soul so  
     conceived to Heaven so that it can have a better life in the future.  
 I humbly beseech all involved that all chords and connections between myself  
     and this Soul be severed and removed with Love, Peace, and Harmony.  
 I send my Love, Gratitude, and Thanks to all who help this be so.  
 We all work together in Love, Peace, and Harmony for the best of all involved  
     I deeply and completely Love and accept my total Being.

**TAPPING:**

TH: This pregnancy be ended now.  
EB: The baby Soul to leave me now  
SE: The baby Soul to go to Heaven  
UE: Angelic Beings to care the baby Soul  
UN: Angelic Beings to take the baby Soul to Heaven  
Ch: All chords and connections between myself and this Soul be severed  
CB: All this work to be done with Love, Peace, and Harmony.  
UA: I send my Love, Gratitude, and Thanks to all who make this be so  
Wr: Peace, Love, and Harmony to All

**SETUP FOR FAILED PREGNANCY**

Even though I understand that I have lost my child  
I deeply and completely Love and accept my Total Being.  
Even though I understand that I have lost my child  
I deeply and completely Love the Soul of my lost child.  
I humbly beseech the Soul of my lost child to understand that I cannot be its  
good mother at this time, and ask that it now return to Heaven so  
that it can have a better life in the future.  
I humbly beseech the Angelic Beings in charge of Souls to take this Soul of my  
lost child to Heaven so that it can have a better life in the future.  
I humbly beseech all involved that all chords and connections between myself  
and the Soul of my lost child be severed and removed with Love, Peace, and  
Harmony.  
I send my Love, Gratitude, and Thanks to all who help this be so.  
We all work together in Love, Peace, and Harmony for the best of all involved  
I deeply and completely Love and accept my total Being.

**TAPPING:**

TH: I have lost my child  
EB: The baby Soul to leave me now  
SE: The baby Soul to go to Heaven  
UE: Angelic Beings to care the baby Soul  
UN: Angelic Beings to take the baby Soul to Heaven  
Ch: All chords and connections between myself and this Soul be severed  
CB: All this work to be done with Love, Peace, and Harmony.  
UA: I send my Love, Gratitude, and Thanks to all who make this be so  
Wr: Peace, Love, and Harmony to All

**POTENTIAL PROBLEMS:**

There have been a number of cases where the Baby Soul believes that it cannot go to Heaven because it has not been baptized - or has transgressed some religious teaching.

This is not a correct belief, but due to some religions using this as a method of 'getting more Souls in their Church'. You may have to Tap on yourself (as a surrogate for the Baby Soul) to get it to accept that it will be welcomed in Heaven.

A similar situation is when a Soul part (shade / shadow / Spirit) believes that it cannot go to Heaven because of past actions. Tap to get it to accept that it will be forgiven, healed, and then welcomed in Heaven.